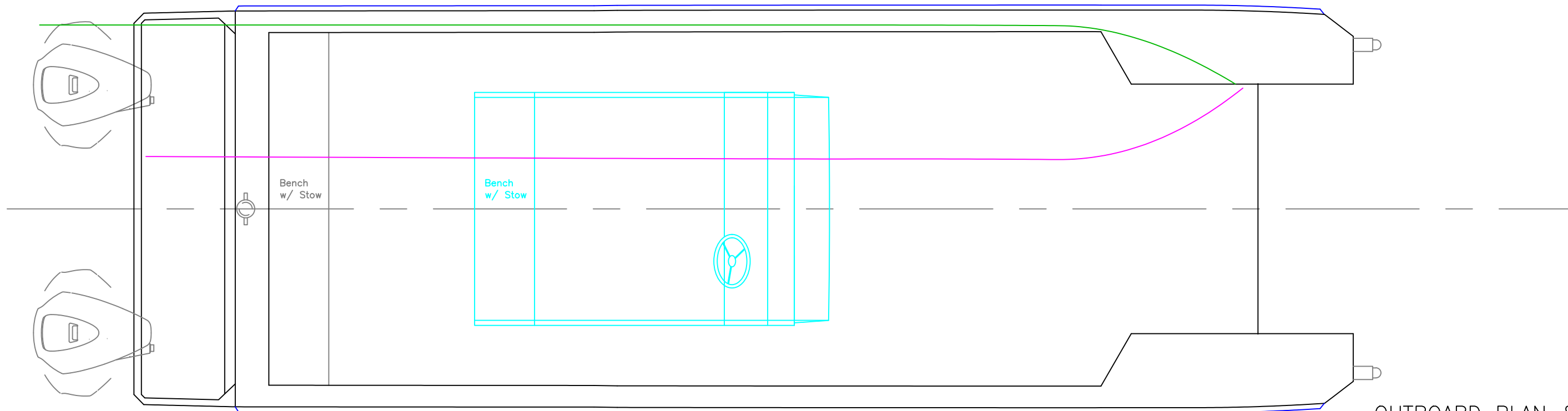
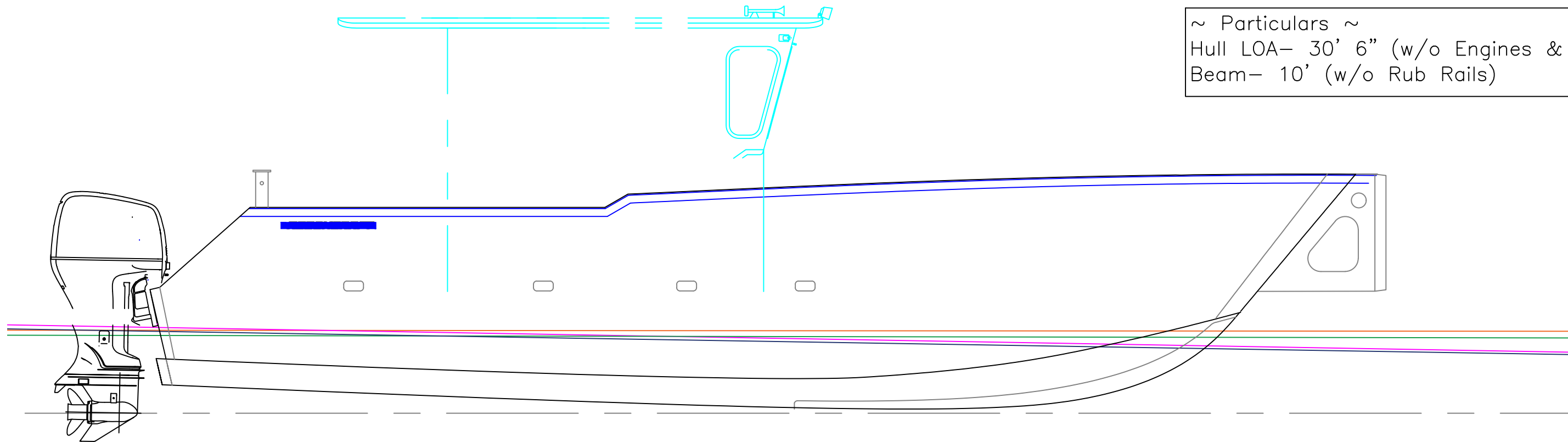


~ Particulars ~
 Hull LOA- 30' 6" (w/o Engines & Knees)
 Beam- 10' (w/o Rub Rails)



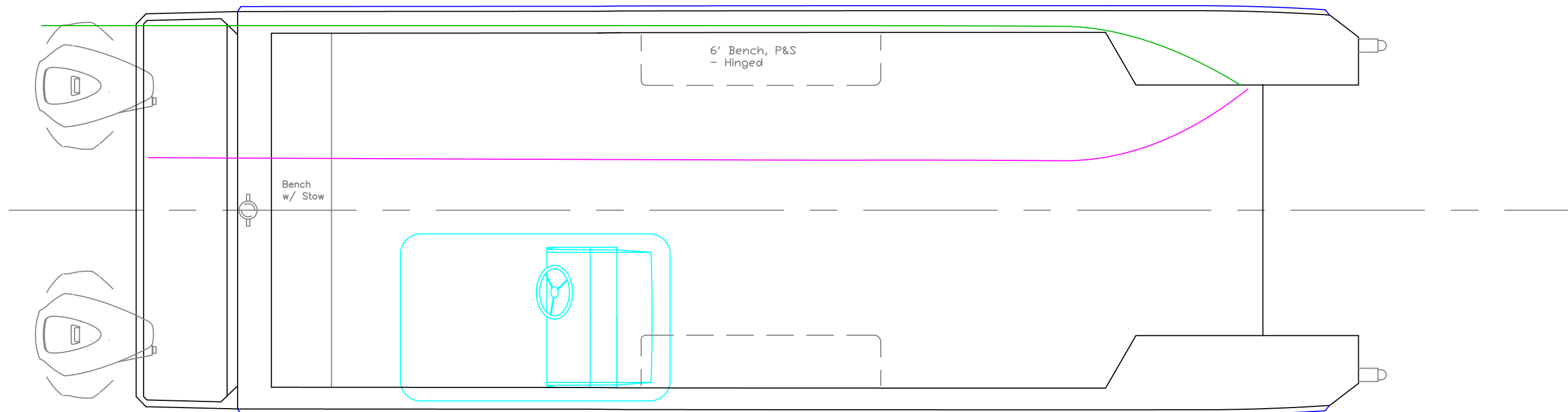
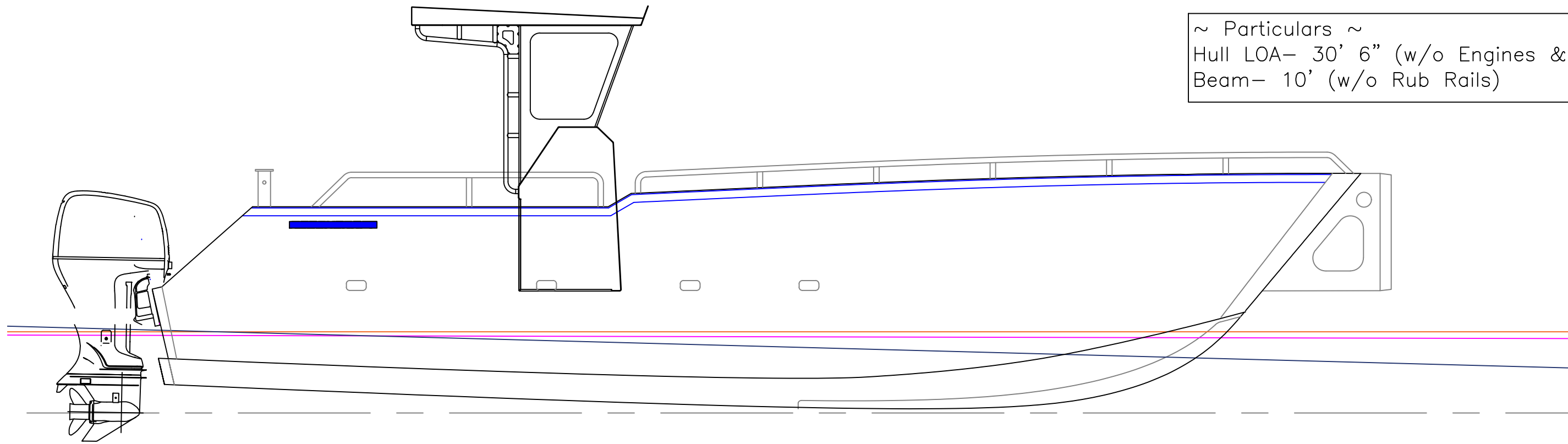
OUTBOARD PLAN & PROFILE

30.5'x10' Cat Landing Craft		
For: [REDACTED]		
SCALE 3/8" = 1'	DES/DWN WAL	DATE 9/10/18
Response Marine, Inc. Newburyport, MA, www.responsemarine.com		REV DWG NO. 578B-1

Drawings & NC Parts Files are provided to [REDACTED] for construction of the initial 2 boats only. Use of drawings & files for purposes other than constructing this boat is prohibited without the pre-payment of additional fees to Response Marine, Inc.

REV.	DESCRIPTION

~ Particulars ~
 Hull LOA- 30' 6" (w/o Engines & Knees)
 Beam- 10' (w/o Rub Rails)

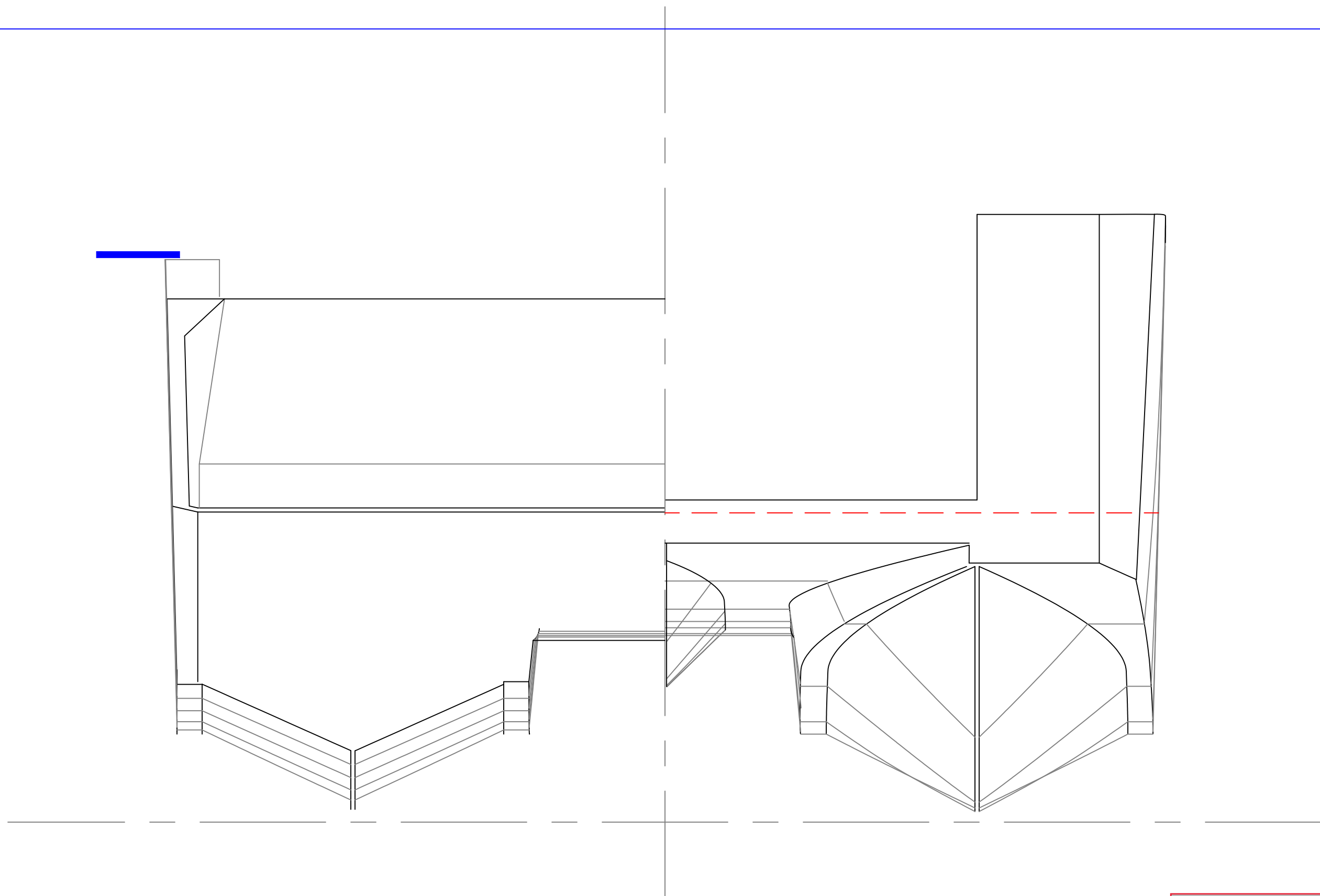


OUTBOARD PLAN & PROFILE

30.5'x10' Cat Landing Craft		
For: [REDACTED]		
SCALE 3/8" = 1'	DES/DWN WAL	DATE 9/10/18
Response Marine, Inc. Newburyport, MA, www.responsemarine.com		REV 578A-1

Drawings & NC Parts Files are provided to [REDACTED] for construction of the initial 2 boats only. Use of drawings & files for purposes other than constructing this boat is prohibited without the pre-payment of additional fees to Response Marine, Inc.

REV.	DESCRIPTION



BODY PLAN (Frames)

30.5'x10' Cat Landing Craft

For: [Redacted]

SCALE 1" = 1'	DES/DWN WAL	DATE 9/10/18
------------------	----------------	-----------------

Response Marine, Inc.		REV
Newburyport, MA, www.responsemarine.com	DWG NO. 578AB-3	

Drawings & NC Parts Files are provided to [Redacted] for construction of the initial 2 boats only. Use of drawings & files for purposes other than constructing this boat is prohibited without the pre-payment of additional fees to Response Marine, Inc.

REV.	DESCRIPTION