

Response Marine, Inc.

**CONSTRUCTION** Drawing List FOR #524A- Viking, Save the Bay

7/9/2020

<u>DWG</u>			<u>Date</u>	<u>Rev. Date</u>
524A-				
524A-	1,r1	Outboard Profile	3/26/20	7/9/20
	2,21	Outboard Plan	3/26/20	7/9/20
	4,r1	Inboard Profile	3/26/20	7/9/20
	H-1A	Keel Layout (OB)	7/9/20	
	H-1B	Keel Layout (CL)	7/9/20	
	H-2	Girder & Bridge Stringer	7/9/20	
	H-3	Bottom Plates	7/9/20	
	H-4	Topside Plate Layouts	7/9/20	
	H-5	Topside Stringers	7/9/20	
	H-6	Side Deck Layout	7/9/20	
	H-7	Cockpit Decks	7/9/20	
	H-8	Transom	7/9/20	
	H-9	Transom/Engine Deck	7/9/20	
	H-10	False Transom	7/9/20	
	H-11	Bow Plate	7/9/20	
	H-12	Bottom Doublers	7/9/20	
	H-13	Hull Skin Joints	7/9/20	
	H-14	Transom Compartment	7/9/20	
	H-15	Dive Door	7/9/20	
	H-16	Dive Door Hinges	7/9/20	
524	2-18	Bow Door Profile	10/17/16	
524	2-19	Bow Door Framing	10/17/16	
524A-	3-1	Fuel Tank		
	B-1	Typical Flange Bending	7/9/20	
	FR-1	Typical Frame Reference	7/9/20	
	FR-2	Frame Dimensions	7/9/20	
	F-0	Frame 0	7/9/20	
	F-1	Frame 1	7/9/20	
	F-2	Frame 2	7/9/20	
	F-3	Frame 3	7/9/20	
	F-4	Frame 4	7/9/20	
	F-5	Frame 5	7/9/20	
	F-6	Frame 6	7/9/20	
	F-7	Frame 7	7/9/20	
	F-8	Frame 8	7/9/20	
<b><u>Console Drawings</u></b>				
524A-	4-2	Console Views	7/9/20	
	4-3	Console Parts	7/9/20	
	4-4	Roof	7/9/20	
	4-5	Lean Post	7/9/20	
	7-1	Windows		

**NC Parts List**

Response Marine, Inc.

#524A, STB 31' Cat LC

File: RMIde\PB....\Deriv\Save the Bay\]\...Parts &amp; Dims 200522

revised: 7/9/20

Print Date:

**3/16" Parts- 5052**

<u>Part #</u>	<u>Pieces</u>	<u>Description</u>	<u>Bending</u>	<u>Bend Info</u>
CN-1	1	Console Front & Sides, Lower	Y	On Marks, Tight Radius
CN-2	1	Console Top	Y	On Marks, Tight Radius
CN-3	1	Console Back, Lower	Y	On Marks, Tight Radius
CN-WS	1	Console Front & Sides, Upper (Windsceen)	Y	On Marks, Tight Radius
DDHT-P	1	Dive Door Hull Threshold, Port	Y	On Marks, Tight Radius
DDHT-S	1	Dive Door Hull Threshold, Stbd	Y	On Marks, Tight Radius
DDDT-P	1	Dive Door Door Bottom, Port	Y	On Marks, Tight Radius
DDDT-S	1	Dive Door Door Bottom, Port	Y	On Marks, Tight Radius
J-R	3	Roof Jigs		
LP-1P	1	Lean Post, Aft & Sides, Port	Y	On Marks, Tight Radius
LP-1S	1	Lean Post, Aft & Sides, Stbd	Y	On Marks, Tight Radius
LP-2	1	Lean Post, Front & Top	Y	Bump to fit sides
LP-3	1	Lean Post, Shelf		
T-SEAT-1	2	Transom Seat, Inboard Filler Piece		
T-SEAT-P	1	Transom Locker Bulkhead/Seat, Port	Y	On Marks, Tight Radius
T-SEAT-S	1	Transom Locker Bulkhead/Seat, Stbd	Y	On Marks, Tight Radius
VENT 1	2	Vent Trunk Sides		
VENT 2	1	Vent Trunk Vertical		
VENT 3	1	Vent Trunk Top	Y	Bump 2 on marks & btwn
	23	Total Pieces (3/16", 5052)		

**3/16" Parts- 5086/83**

<u>Part #</u>	<u>Pieces</u>	<u>Description</u>	<u>Bending</u>	<u>Bend Info</u>
DB-A	1	Deck Body Fwd CL, Bow-F2		
DB-AP	1	Deck Body, Stem-F2, Port		
DB-AS	1	Deck Body, Stem-F2, Stbd		
DB-B	1	Deck Body Mid CL, F2-F7		
DB-BP	1	Deck Body, F2-F4, Port		
DB-BS	1	Deck Body, F2-F4, Stbd		
DB-C	1	Deck Body Mid CL, F7-False Transom		
DB-CP	1	Deck Body, F4-F7, Port		
DB-CS	1	Deck Body, F4-F7, Stbd		
DB-DP	1	Deck Body, F7-False Tran, Port		
DB-DS	1	Deck Body, F7-False Tran, Stbd		
DB-E	1	Deck Body at Engine Deck, aft of F Tran		
DB-EP	1	Deck Body at Engine Deck, aft of F Tran		
DB-ES	1	Deck Body at Engine Deck, aft of F Tran		
DB-SP1	2	Deck Body Soft Patch, fwd of F2		
DB-SP2	1	Deck Body Soft Patch, fwd of F6		
DM-AP	1	Deck Margin, Stem to F2, Port		
DM-AS	1	Deck Margin, Stem to F2, Stbd		
DM-BP	1	Deck Margin, F2 to False Tran, Port		
DM-BS	1	Deck Margin, F2 to False Tran, Stbd		
DR-R2	2	Door Roller Cap		
FTRAN	1	False Transom	Y	On Marks, 3/8" R
FTRAN-SP-C	1	False Transom, Soft Patch, Center		
FTRAN-SP-P	1	False Transom, Soft Patch, Port		

FTRAN-SP-S	1	False Transom, Soft Patch, Stbd		
R-P	1	Roof- Port	Y	On Marks, 3/8" R
R-S	1	Roof-Stbd	Y	On Marks, 3/8" R
R-VA	1	Visor, Fwd		
R-VB	1	Visor, Aft		
SD-AP	1	Side Deck, Stem to Mid F2, Port		
SD-AS	1	Side Deck, Stem to Mid F2,Stbd		
SD-BP	1	Side Deck,Mid F2 to FTran, Port		
SD-BS	1	Side Deck, Mid F2 to FTran, Stbd		
SDC-AP	1	Side Deck Coaming, Fwd Jog		
SDC-AS	1	Side Deck Coaming, Fwd Jog		
SDC-BP	1	Side Deck Coam, Fwd Jog to F5, Port		
SDC-BS	1	Side Deck Coam,Fwd Jog to F5, Stbd		
SDC-CP	1	Side Deck Coam, Dive Door, Port		
SDC-CS	1	Side Deck Coam, Dive Door, Stbd		
SDC-DP	1	Side Deck Coam, Dive Door to Ftran, Port		
SDC-DS	1	Side Deck Coam, Dive Door to Ftran, Stbd		
T-BHD-D	1	Transom Locker Deck		
TS-AP	1	Topsides, Outboard, Fwd Port		
TS-AS	1	Topsides, Outboard, Fwd Stbd		
TS-BP	1	Topsides, Outboard, Aft Port		
TS-BS	1	Topsides, Outboard, Aft Stbd		
TSL-2BP	1	Topside Stringer #2, F1- F3, Port	Y	Flange, B1
TSL-2BS	1	Topside Stringer #2, F1- F3, Stbd	Y	Flange, B1
TSL-2CP	1	Topside Stringer #2, F3-F6, Port	Y	Flange, B1
TSL-2CS	1	Topside Stringer #2, F3-F6, Stbd	Y	Flange, B1
TSL-2DP	1	Topside Stringer #2, F6-FTran, Port	Y	Flange, B1
TSL-2DS	1	Topside Stringer #2, F6 F7, Stbd	Y	Flange, B1
TSL-2EP	1	Topside Stringer #2, F7-FTran, Port	Y	Flange, B1
TSL-2ES	1	Topside Stringer #2, F7-FTran, Stbd	Y	Flange, B1

56 Total Pieces (3/16" 5086/83)

### 1/4" Parts 5086/83

<u>Part #</u>	<u>Pieces</u>	<u>Description</u>	<u>Bending</u>	<u>Bend Info</u>
B-AP	2	Bottom Plate, Fwd Port		
B-AS	2	Bottom Plate, Fwd Stbd		
B-BP	2	Bottom Plate, Aft Port		
B-BS	2	Bottom Plate, Aft Stbd		
BLC-P	1	Bow Locker Coaming, Port		
BLC-S	1	Bow Locker Coaming, Stbd		
BS1-AP	2	Bottom Stringer #1, Stem-F7, Port		
BS1-AS	2	Bottom Stringer #1, Stem-F7, Stbd		
BS1-BP	2	Bottom Stringer #1, F7- Transom, Port		
BS1-BS	2	Bottom Stringer #1, F7-Transom, Stbd		
BD-P	2	Bow Doubler, 1" below chine to mid F3, Port Sides of Outer Hulls		
BD-S	2	Bow Doubler, 1" below chine to mid F3, Stbd Sides of Outer Hulls		
BR-AP	1	Bridge Plate, Fwd Port		
BR-AS	1	Bridge Plate, Fwd Stbd		
BR-BP	1	Bridge Plate, Aft Port		
BR-BS	1	Bridge Plate, Aft Stbd		
BR-BS1	2	Bridge Stiffener at Bow, 5 3/8" off CL		
BR-BS2	2	Bridge Stiffener at Bow, 38 3/8" off CL		
BR-G- AP	1	Bridge Girder, Fwd Port, Bow to F7		
BR-G- AS	1	Bridge Girder, Fwd Stbd, Bow to F7		
BR-G- BP	1	Bridge Girder, Aft Port, F7 to Tran		
BR-G- BS	1	Bridge Girder, Aft Stbd		
BR-S-AP	1	Bridge Stringer #1, Bow to F2, Port		

BR-S-AS	1	Bridge Stringer #1,Bow to F2, Stbd		
BR-S-BP	1	Bridge Stringer #1, F2-Tran, Port		
BR-S-BS	1	Bridge Stringer #1, F2-Tran, Stbd		
C-BS	2	Chine Stiffener at Bow, 60 3/8" off CL		
CL-BOT-AP	1	CL Hull Bot, Fwd Port		
CL-BOT-AS	1	CL Hull Bot, Fwd Stbd		
CL-BOT-BP	1	CL Hull Bot, Aft Port		
CL-BOT-BS	1	CL Hull Bot, Aft Port		
CL-BS-AP	1	CL Hull Bot String, F1-F7, Port		
CL-BS-AS	1	CL Hull Bot String, F1-F7, Stbd		
CL-BS-BP	1	CL Hull Bot String, F7-Tran, Port		
CL-BS-BS	1	CL Hull Bot String, F7-Tran, Stbd		
DDDA-P	1	Dive Door Frame Fwd, Port	Y	Flange, B1
DDDA-S	1	Dive Door Frame Fwd, Stbd	Y	Flange, B1
DDDB-P	1	Dive Door Frame Aft, Port	Y	Flange, B1 UP55
DDDB-S	1	Dive Door Frame Aft, Stbd	Y	Flange, B1 UP55
DDHF-P	1	Dive Door Hull Frame Aft, Port	Y	Flange, B1 UP55
DDHF-S	1	Dive Door Hull Frame Aft, Stbd	Y	Flange, B1 UP55
DR-D	1	Door Plate		
DR-R1	2	Door Roller- Sides		
DR-R3	2	Door- Angle Panel at cutaway for roller/cable		
DR-R4	2	Door- Angle Panel at cutaway for roller/cable		
DR-T	1	Door Threshold- ~3"x90" FB		
F0	1	Frame 0, Below Deck, above chine only		
F0-P	1	Frame 0, Port		
F0-S	1	Frame 0, Stbd		
F1	1	Frame 1		
F1-FP	1	Frame 1, Filler Above Deck, Port		
F1-FS	1	Frame 1, Filler Above Deck, Stbd		
F1-P	1	Frame 1, upper Port		
F1-S	1	Frame 1, upper Stbd		
F2	1	Frame 2		
F2-P	1	Frame 2, upper Port	Y	Flange, B1
F2-S	1	Frame 2, upper Stbd	Y	Flange, B1
F3	1	Frame 3		
F3-P	1	Frame 3, Upper Port	Y	Flange, B1
F3-S	1	Frame 3, Upper Stbd	Y	Flange, B1
F4	1	Frame 4		
F4-P	1	Frame 4, Upper Port	Y	Flange, B1
F4-S	1	Frame 4, Upper Stbd	Y	Flange, B1
F5	1	Frame 5		
F5-P	1	Frame 5, upper Port	Y	Flange, B1
F5-S	1	Frame 5, upper Stbd	Y	Flange, B1
F6	1	Frame 6		
F6-P	1	Frame 6, upper Port	Y	Flange, B1
F6-S	1	Frame 6, upper Stbd	Y	Flange, B1
F7	1	Frame 7		
F7-P	1	Frame 7, upper Port	Y	Flange, B1
F7-S	1	Frame 7, upper Stbd	Y	Flange, B1
F8	1	Frame 8		
FT-1	2	Fuel Tank Ends		
FT-1A	1	Fuel ITank Divider		
FT-2	1	Fuel Tank Body	Y	On Marks, Match to Ends
FT-3	2	Fuel Tank Trans Baffles		
FT-4P	1	Fuel Tank Top, Port		
FT-4S	1	Fuel Tank Top, Stbd		
FTRS	3	False Transom Stiffeners		
R-B	4	Roof Beams		
RB-1	2	Roof Beams at Console Side		
SDS	2	Side Deck Stiffener, Bow to F2		

TS-IB-AP	1	Topsides, Inboard, Fwd Port
TS-IB-AS	1	Topsides, Inboard, Fwd Stbd
TS-IB-BP	1	Topsides, Inboard, Aft Port
TS-IB-BS	1	Topsides, Inboard, Aft Stbd
TSL-1AP	1	Topside Stringer #1, Bow to F4, Port
TSL-1AS	1	Topside Stringer #1, Bow to F4, Stbd
TSL-1BP	1	Topside Stringer #1, F4 to Tran, Port
TSL-1BS	1	Topside Stringer #1, F4 to Tran, Stbd
TSL-2AP	1	Topside Stringer #2, Stem-F1, Port
TSL-2AS	1	Topside Stringer #2, Stem-F1, Stbd

118 Total 1/4" Parts

**3/8" Parts 5086/83**

<u>Part #</u>	<u>Pieces</u>	<u>Description</u>	<u>Bending</u>	<u>Bend Info</u>
C-AP	1	Chine, Outboard, Fwd Port		
C-AS	1	Chine, Outboard, Fwd Stbd		
C-BP	1	Chine, Outboard, Aft Port		
C-BS	1	Chine, Outboard, Aft Stbd		
C-IB-AP	1	Chine, Inboard, Fwd Port		
C-IB-AS	1	Chine, Inboard, Fwd Stbd		
C-IB-BP	1	Chine, Inboard, Aft Port		
C-IB-BS	1	Chine, Inboard, Aft Stbd		
DDH-D	4	Dive Door Hinge, Door		
DDH-H	4	Dive Door Hinge, Hull		
DR-H	10	Door- Hinge Eyes		
DR-W1	3	Door- Web Frames, Mid		
DR-W2	2	Door- Web Frames, Ends		
KC-A	1	Keel, CL Hull, Fwd		
KC-B	1	Keel, CL Hull, Mid		
KC-C	1	Keel, CL Hull, Aft		

34 Total 3/8" Parts

**1/2" Parts 5086/83**

<u>Part #</u>	<u>Pieces</u>	<u>Description</u>	<u>Bending</u>	<u>Bend Info</u>
BOW-S	1	Bow Plate, Stbd		
BOW-P	1	Bow Plate, Port		
TL-P	1	Transom Lip. Port		
TL-S	1	Transom Lip. Stbd		
TR	1	Transom		

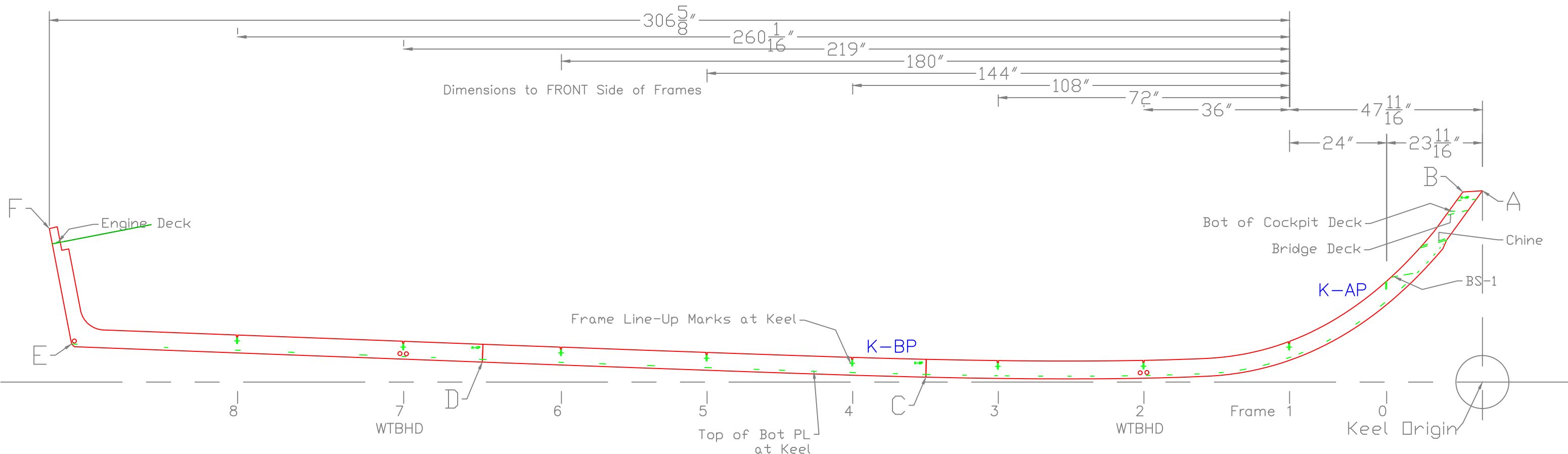
5 Total 1/2" parts

**3/4" Parts**

<u>Part #</u>	<u>Pieces</u>	<u>Description</u>	<u>Bending</u>	<u>Bend Info</u>
K-AP	1	Keel, Fwd Port		
K-AS	1	Keel, Fwd Stbd		
K-BP	1	Keel, Mid Port		
K-BS	1	Keel, Mid Stbd		
K-CP	1	Keel, Aft Port		
K-CS	1	Keel, Aft Stbd		

6 Total 1/2" parts

242 Total Cut Parts



Response Marine, Inc.  
 32' UNE LC 10/17/16  
 OUTBOARD Keels Points **3/4" PLATE**

	Inches- sixteenths		Feet	
	Horizontal	Vertical	Horizontal	Vertical

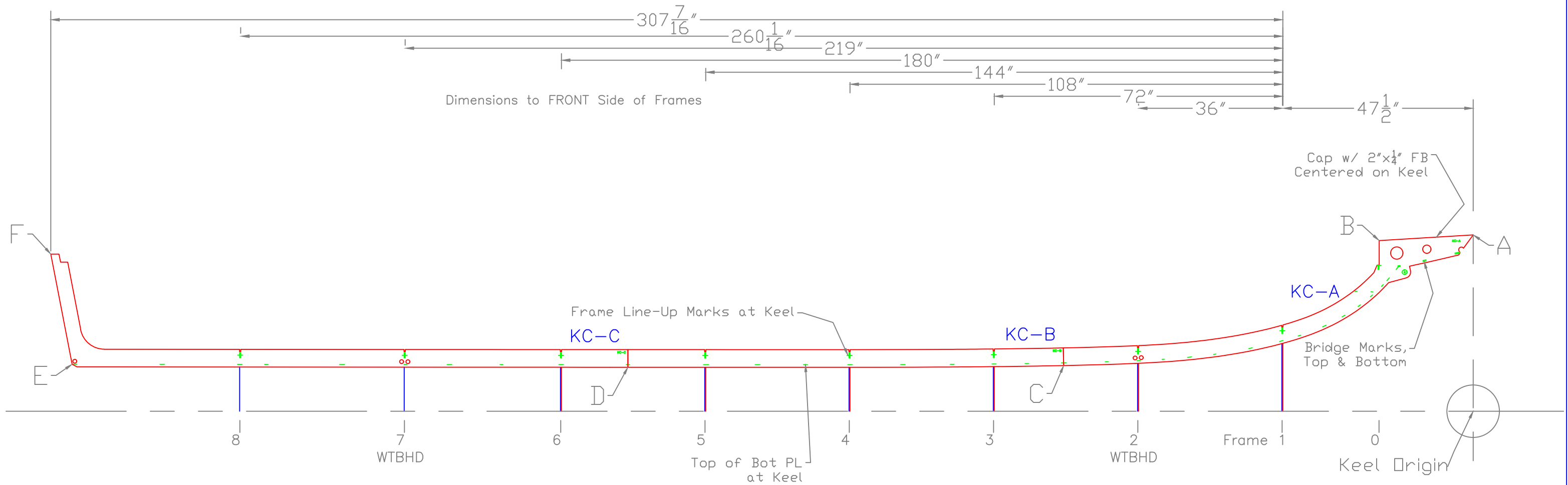
A to Origin				
B to Origin				
C to Origin				
D to Origin				
E to Origin				
F to Origin				
A to Origin				
B to Origin				
C to Origin				
D to Origin				
E to Origin				
F to Origin				
A to				
B to				
C to				
D to				
E to				

Note: Keel Points same as UNE.

REV.	DESCRIPTION

OUTBOARD KEELS LAYOUT  
 3/4" Plate

31'x12' Landing Craft Cat/Tri		
For: Save the Bay		
SCALE 1/2" = 1'	DES/DWN WAL/JCC	DATE 7/9/20
Response Marine, Inc.		REV
Newburyport, MA, www.responsemarine.com		DWG NO. 524A-H-1




Response Marine, Inc.  
 31' STB LC  
 CENTERLINE Keel Points

7/9/20

Inches- sixteenths		3/8" PLATE		Feet	
Horizontal	Vertical			Horizontal	Vertical

A to Origin  
 B to Origin  
 C to Origin  
 D to Origin  
 E to Origin  
 F to Origin



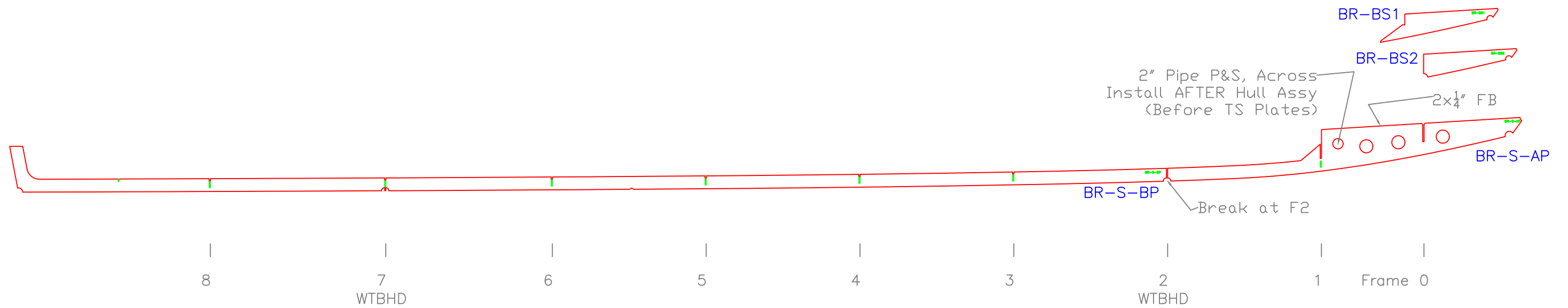
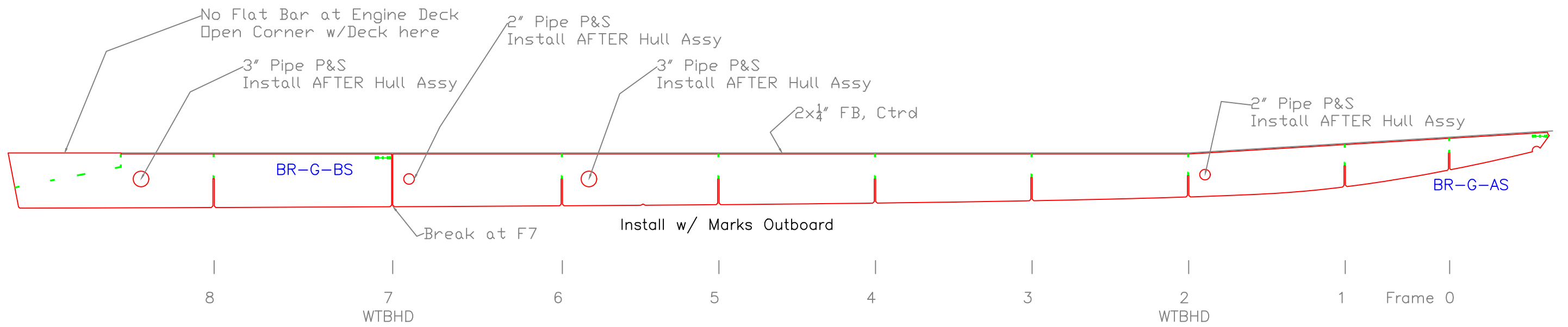
AL

A to  
 B to  
 C to  
 D to  
 E to

CENTERLINE KEEL LAYOUT  
 3/8" Plate

31'x12' Landing Craft Cat/Tri		
For: Save the Bay		
SCALE 1/2" = 1'	DES/DWN WAL/JCC	DATE 7/9/20
<b>Response Marine, Inc.</b> Newburyport, MA, www.responsemarine.com		REV DWG NO. 524A-H-1B

REV.	DESCRIPTION



GIRDER & BRIDGE STRINGER

31'x12' Landing Craft Cat/Tri

For: Save the Bay

SCALE 1/2" = 1'	DES/DWN WAL/JCC	DATE 7/9/20
--------------------	--------------------	----------------

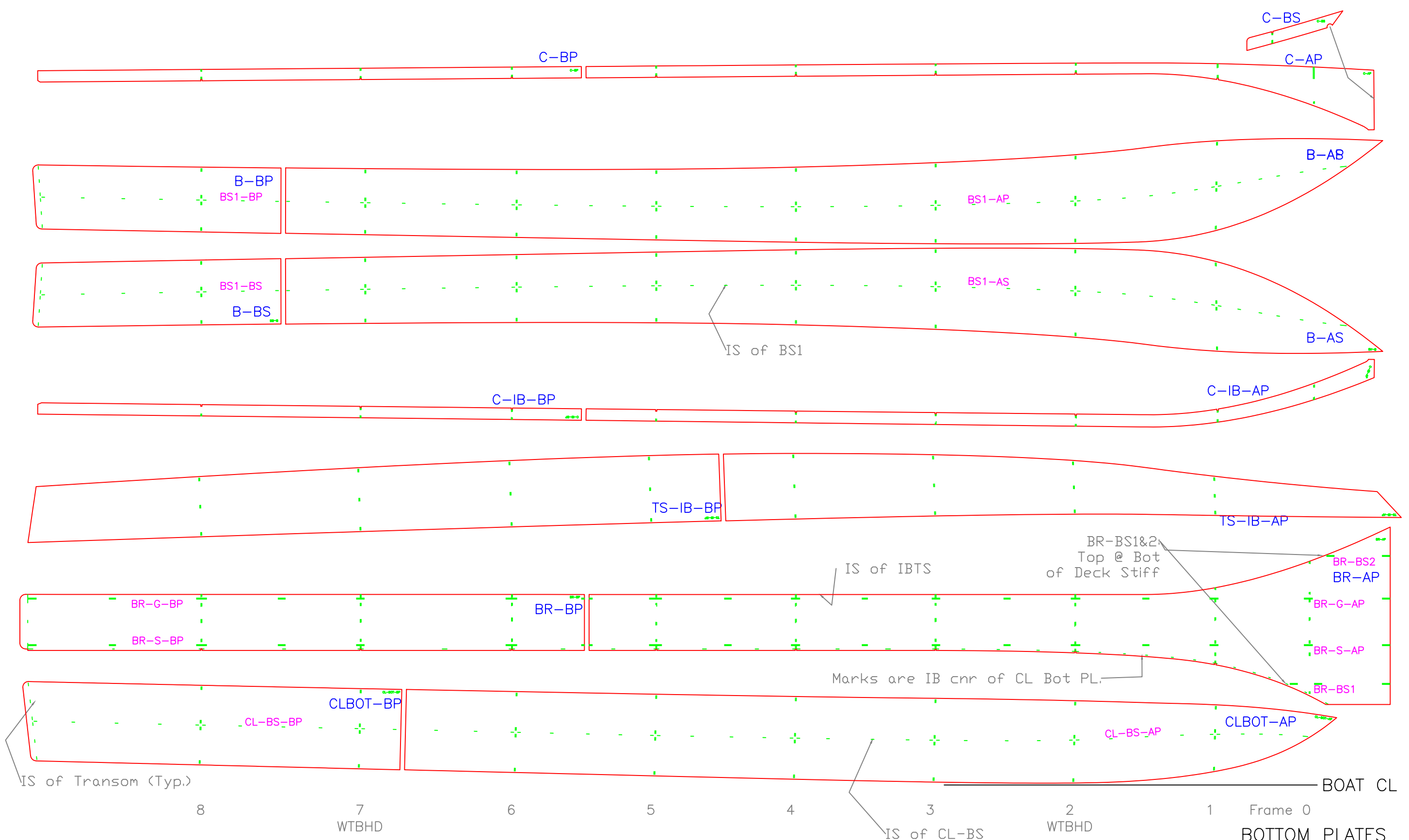
**Response Marine, Inc.**

Newburyport, MA, www.responsemarine.com

DWG NO.  
524A-H-2

REV.	DESCRIPTION





VIEW OF PORT SIDE OF BOTTOMS, L'KG DOWN

**BOTTOM PLATES**

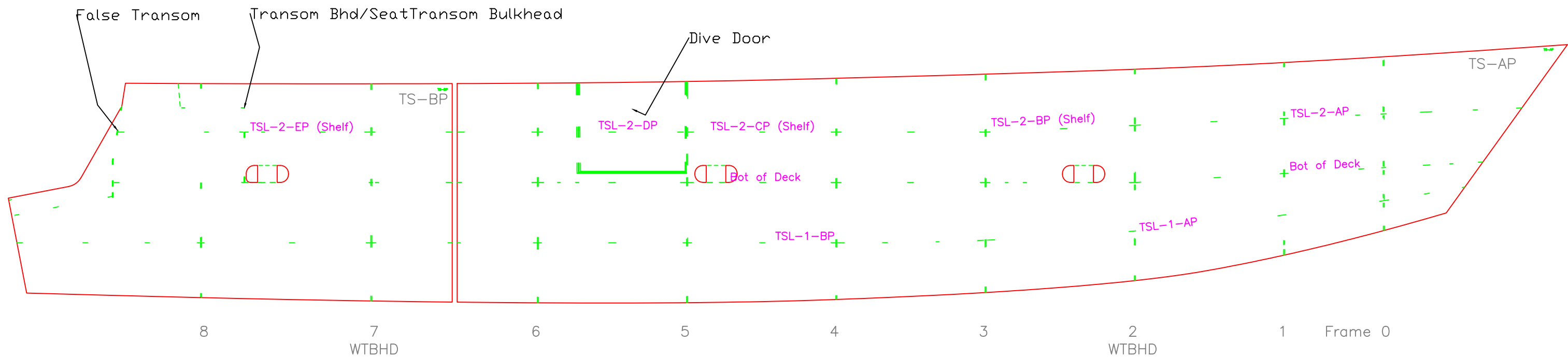
31'x12' Landing Craft Cat/Tri

For: Save the Bay

SCALE 1/2" = 1'	DES/DWN WAL/JCC	DATE 7/9/20
--------------------	--------------------	----------------

<b>Response Marine, Inc.</b>		REV
Newburyport, MA, <a href="http://www.responsemarine.com">www.responsemarine.com</a>		DWG NO. 524A-H-3

REV.	DESCRIPTION



TOPSIDE PLATE LAYOUTS

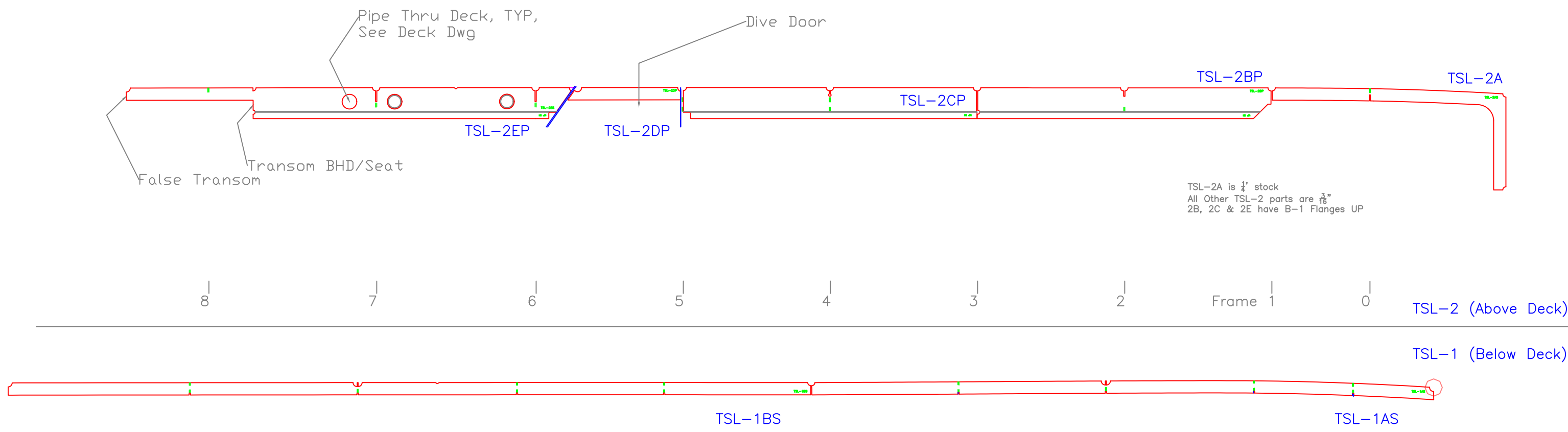
31'x12' Landing Craft Cat/Tri

For: Save the Bay

SCALE 1/2" = 1'	DES/DWN WAL/JCC	DATE 7/9/20
--------------------	--------------------	----------------

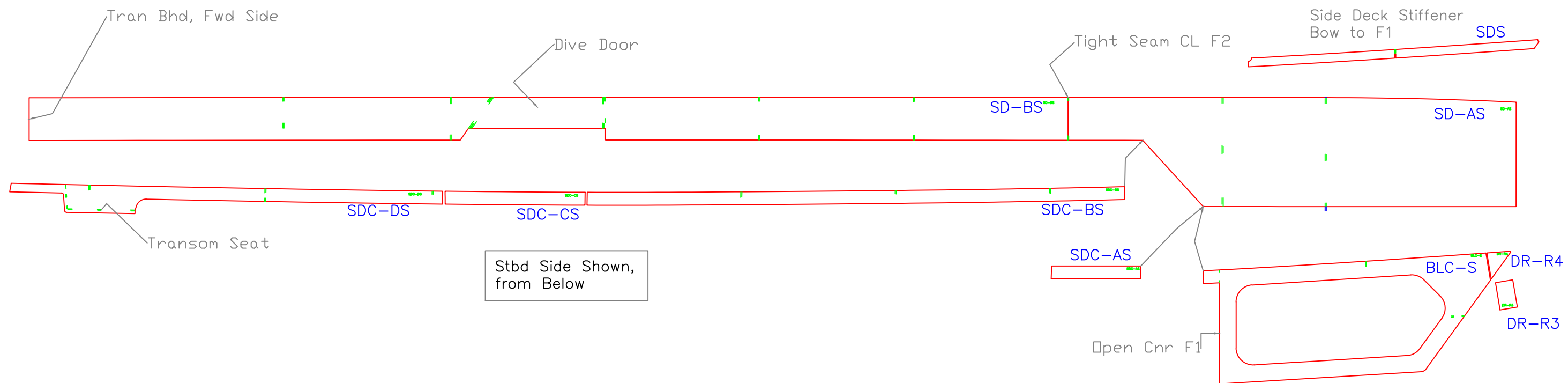
<b>Response Marine, Inc.</b>		REV
Newburyport, MA, <a href="http://www.responsemarine.com">www.responsemarine.com</a>		DWG NO. 524A-H-4

REV.	DESCRIPTION



<b>TOPSIDE STRINGERS</b>		
31'x12' Landing Craft Cat/Tri		
For: Save the Bay		
SCALE 1/2" = 1'	DES/DWN WAL/JCC	DATE 7/9/20
<b>Response Marine, Inc.</b>		REV
Newburyport, MA, <a href="http://www.responsemarine.com">www.responsemarine.com</a>		DWG NO. 524A-H-5

REV.	DESCRIPTION



SIDE DECK LAYOUT

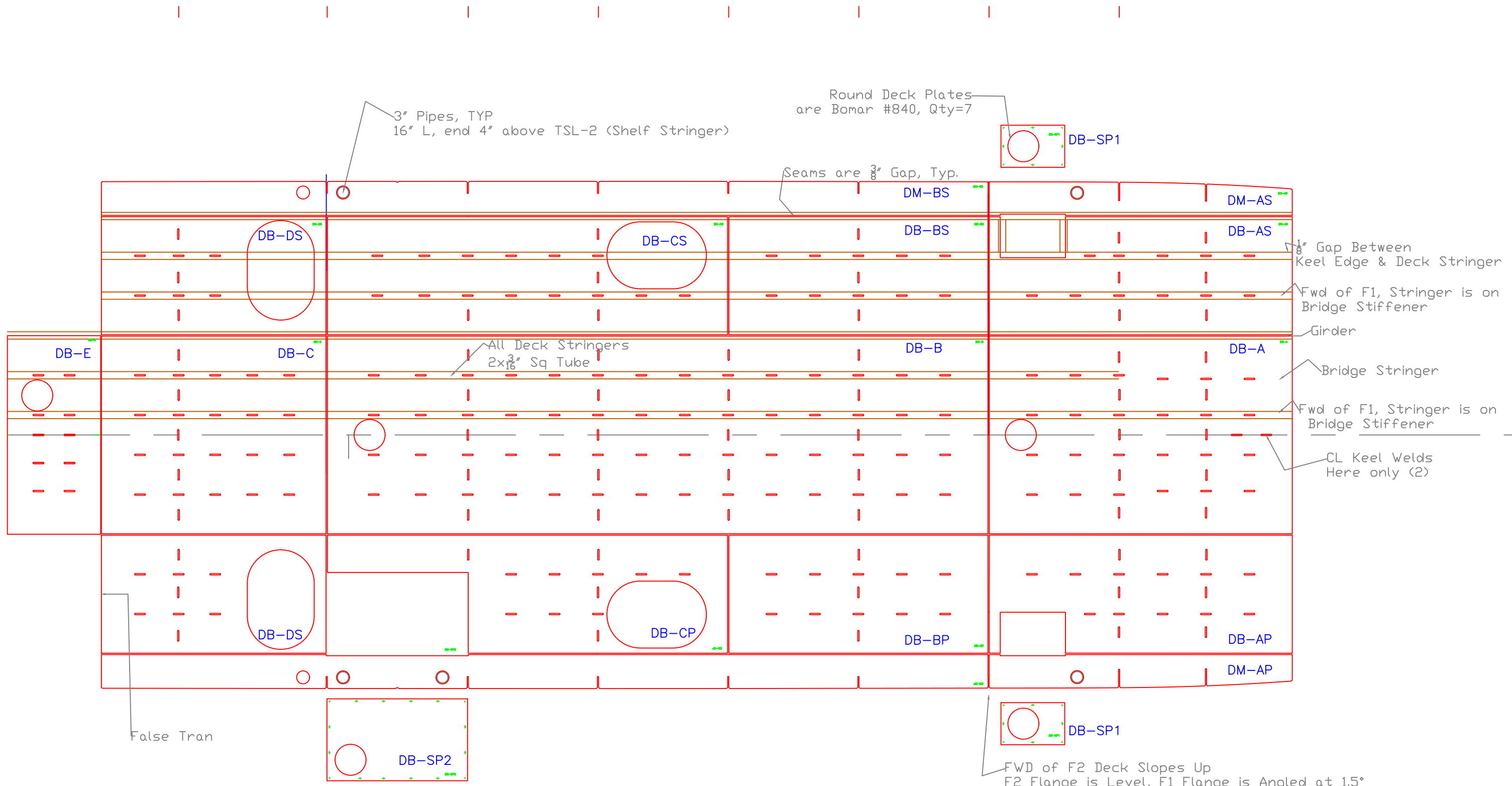
31'x12' Landing Craft Cat/Tri

For: Save the Bay

SCALE 1/2" = 1'	DES/DWN WAL/JCC	DATE 7/9/20
--------------------	--------------------	----------------

<b>Response Marine, Inc.</b>		REV
Newburyport, MA, <a href="http://www.responsemarine.com">www.responsemarine.com</a>	DWG NO. 524A-H-6	

REV.	DESCRIPTION



Deck Viewed from BELOW

COCKPIT DECK

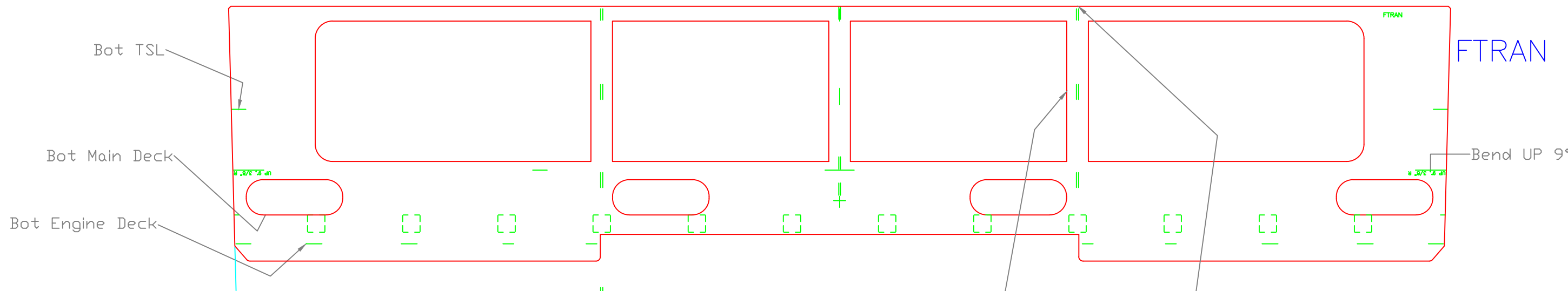
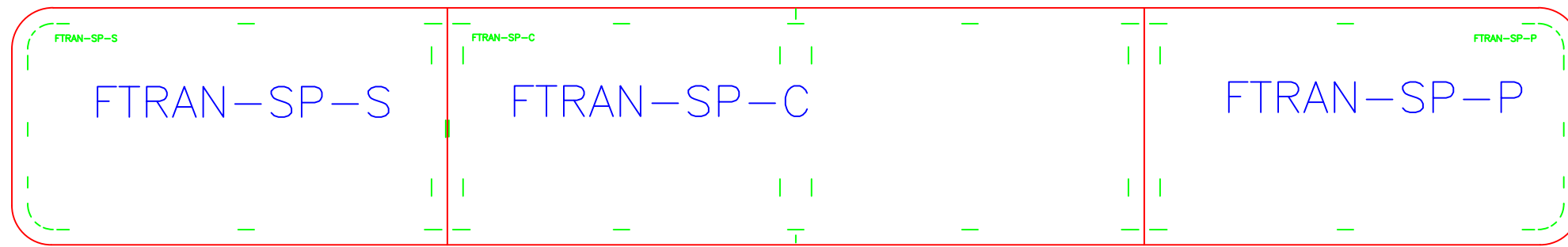
31'x12' Landing Craft Cat/Tri

For: Save the Bay

SCALE NONE	DES/DWN WAL/JCC	DATE 7/9/20
---------------	--------------------	----------------

<b>Response Marine, Inc.</b>		REV
Newburyport, MA, www.responsemarine.com		DWG NO. 524A-H-7

REV.	DESCRIPTION



Remove Verticals & use for FTRS flanges after Tank Install



**FALSE TRANSOM**

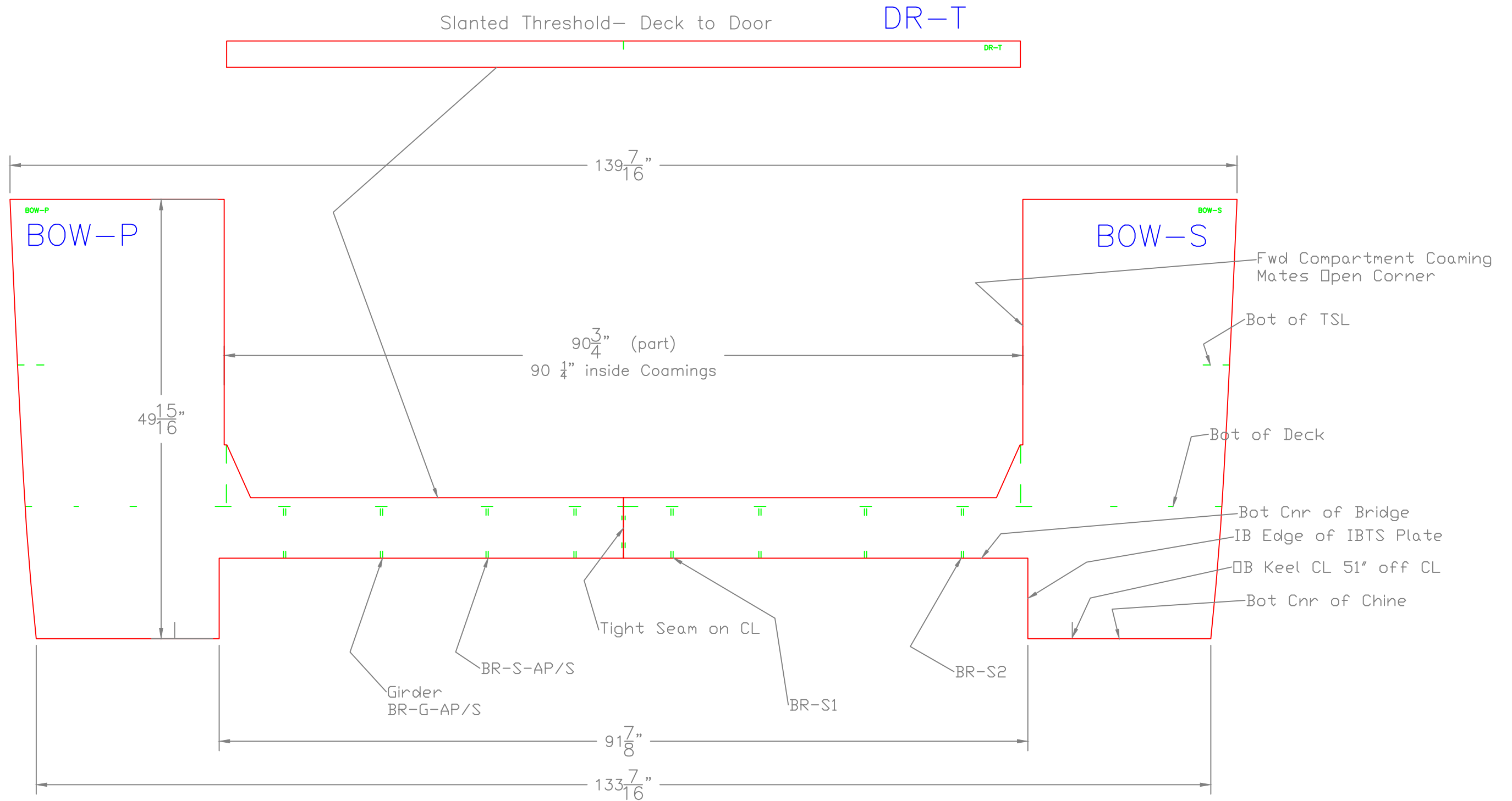
31'x12' Landing Craft Cat/Tri

For: Save the Bay

SCALE 1"=1'	DES/DWN WAL/JCC	DATE 7/9/20
----------------	--------------------	----------------

<b>Response Marine, Inc.</b>		REV
Newburyport, MA, <a href="http://www.responsemarine.com">www.responsemarine.com</a>	DWG NO. 524A-H-10	

REV.	DESCRIPTION



**BOW PLATE**

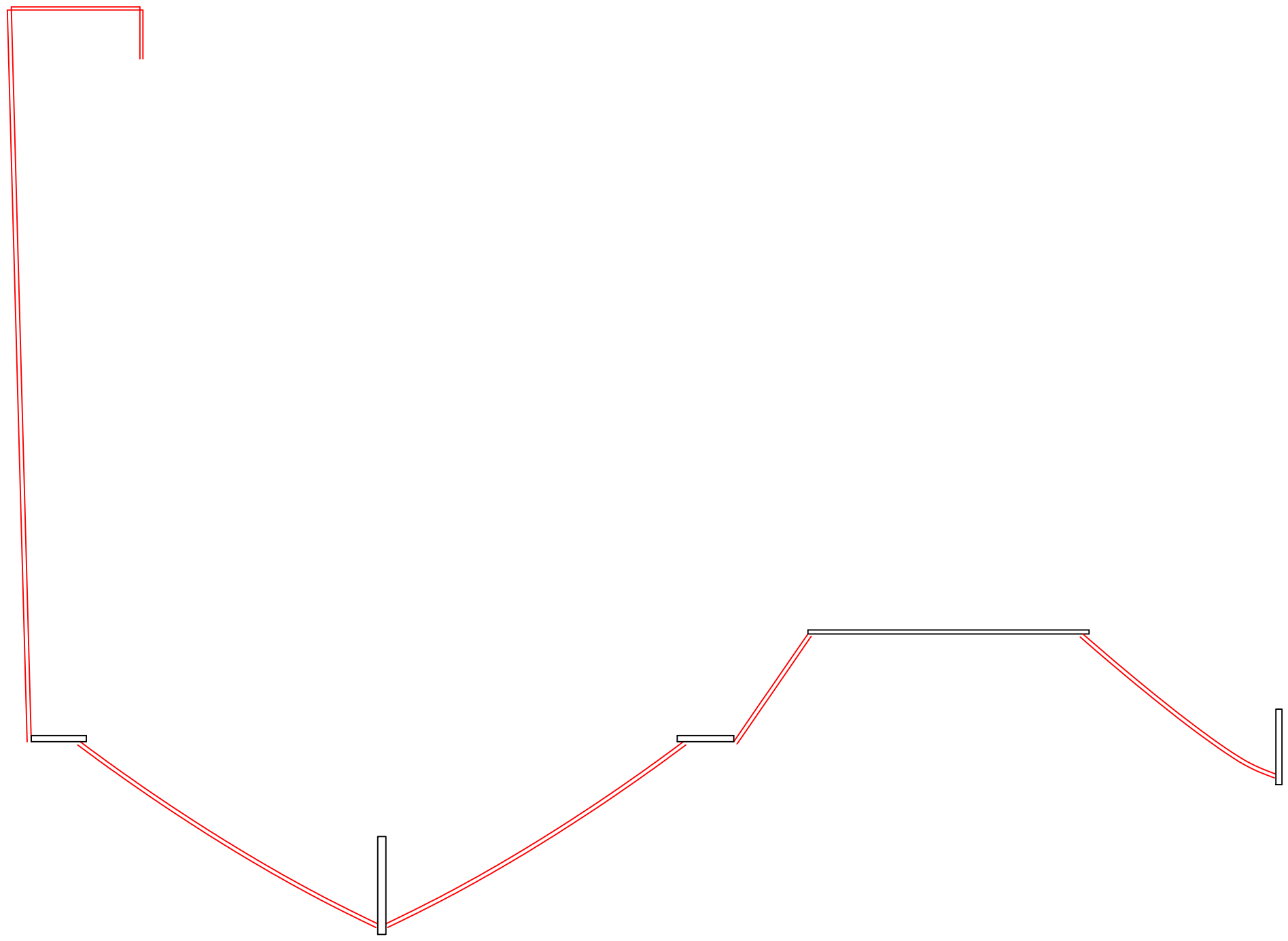
31'x12' Landing Craft Cat/Tri

For: Save the Bay

SCALE 1"-1'	DES/DWN WAL/JCC	DATE 7/9/20
----------------	--------------------	----------------

<b>Response Marine, Inc.</b>		REV
Newburyport, MA, www.responsemarine.com		DWG NO. 524A-H-11

REV.	DESCRIPTION

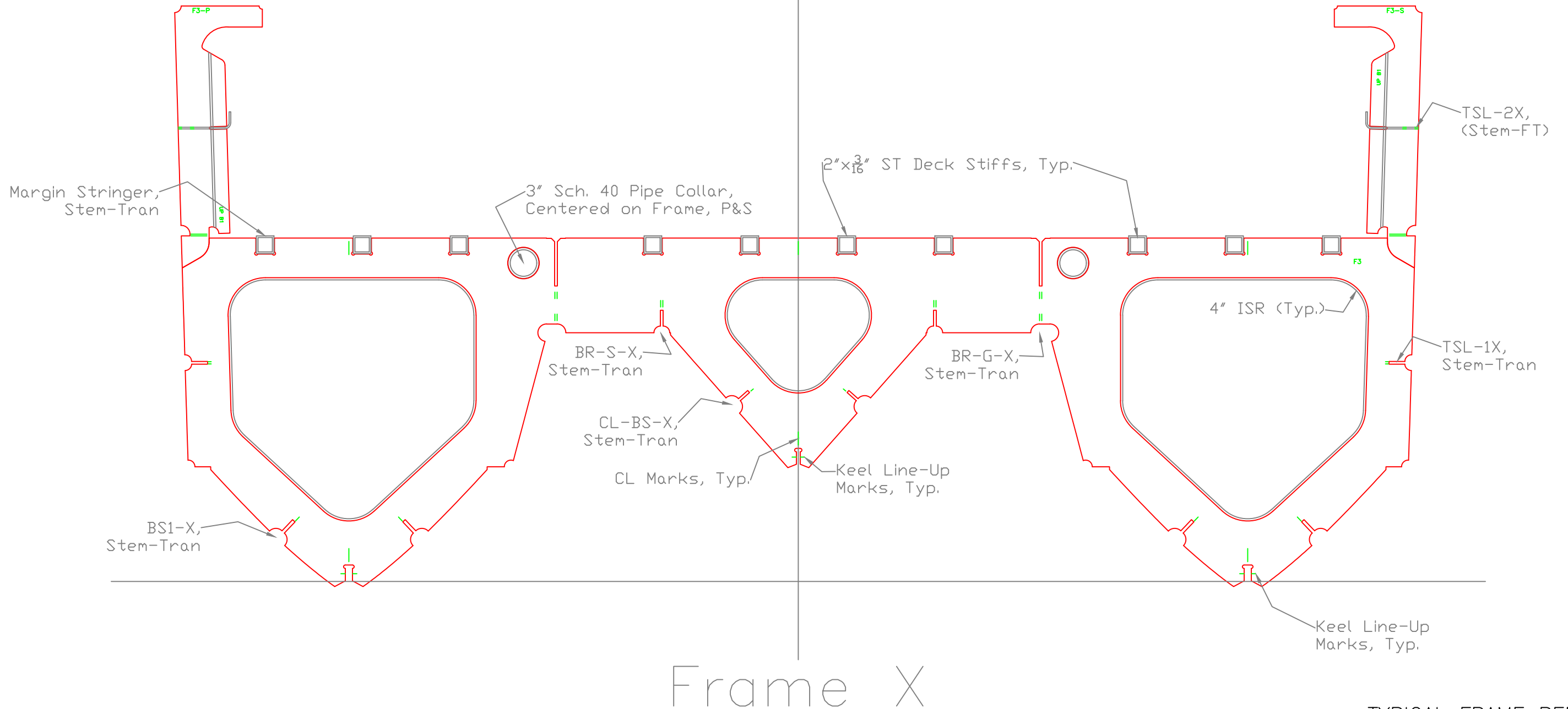


<b>HULL SKIN JOINTS</b>		
31'x12' Landing Craft Cat/Tri		
For: Save the Bay		
SCALE NONE	DES/DWN WAL/JCC	DATE 7/9/20
<b>Response Marine, Inc.</b>		REV
Newburyport, MA, <a href="http://www.responsemarine.com">www.responsemarine.com</a>		DWG NO. 524A-H-13

REV.	DESCRIPTION



Looking XXX  
 -Marks and Flanges XXX



TYPICAL FRAME REFERENCE

31'x12' Landing Craft Cat/Tri		
For: Save the Bay		
SCALE 1"=1'	DES/DWN WAL	DATE 7/9/20
<b>Response Marine, Inc.</b>		REV
Newburyport, MA, www.responsemarine.com		DWG NO. 524A-FR-1

REV.	DESCRIPTION