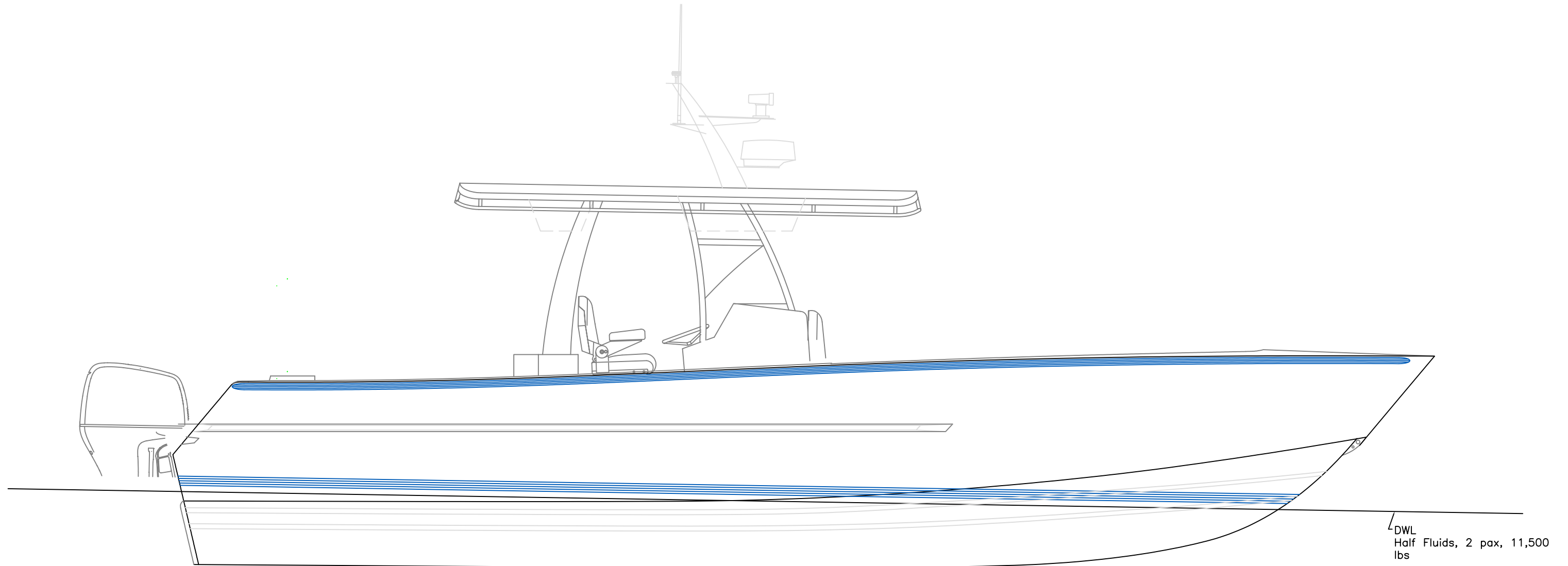


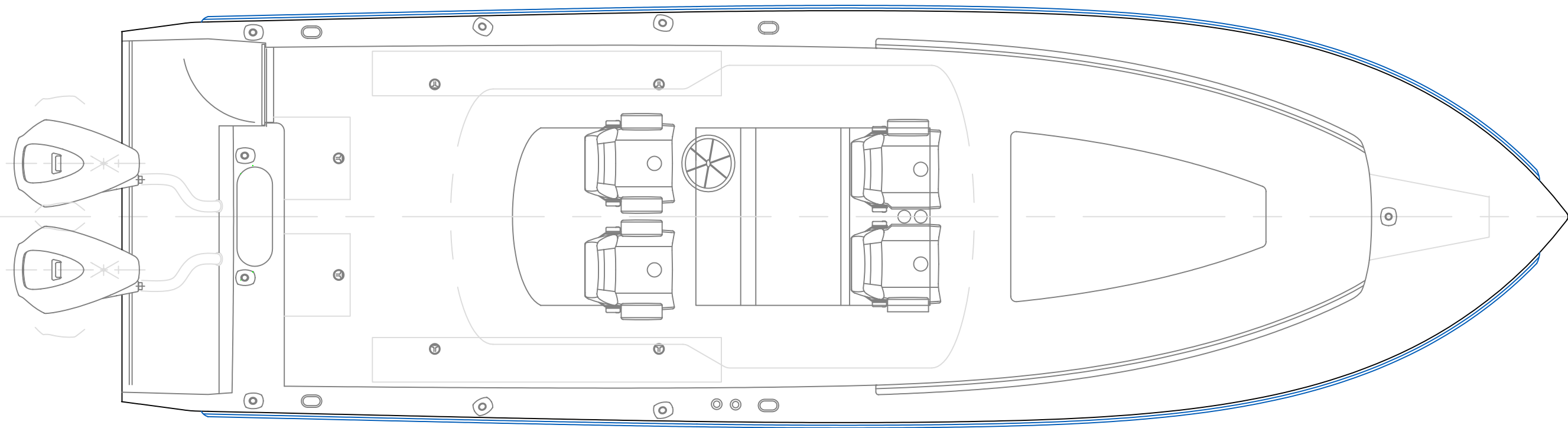
PARTICULARS~	
Hull LOA;	34' 2"
Hull Beam;	9' 8½" (w/o Rub Rail)



ROCK SALT 34'

REV.	DESCRIPTION

OUTBOARD PROFILE		
ROCK SALT 34		
SCALE 3/8" = 1'	DES/DWN WAL	DATE 10/26/07
Response Marine, Inc. Newburyport, MA, www.responsemarine.com		SHEET DWG. NO. 296-02



ROCK SALT 34'

REV. DESCRIPTION

OUTBOARD PLAN

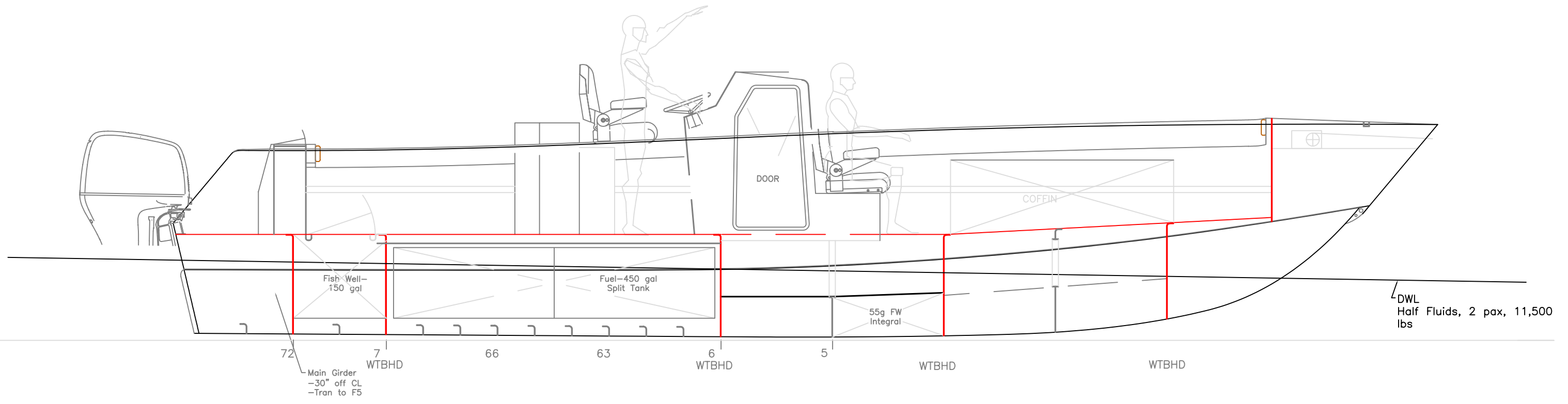
ROCK SALT 34

SCALE 3/8" = 1'	DES/DWN WAL	DATE 10/26/07
--------------------	----------------	------------------

SHEET	
-------	--

Response Marine, Inc.	
------------------------------	--

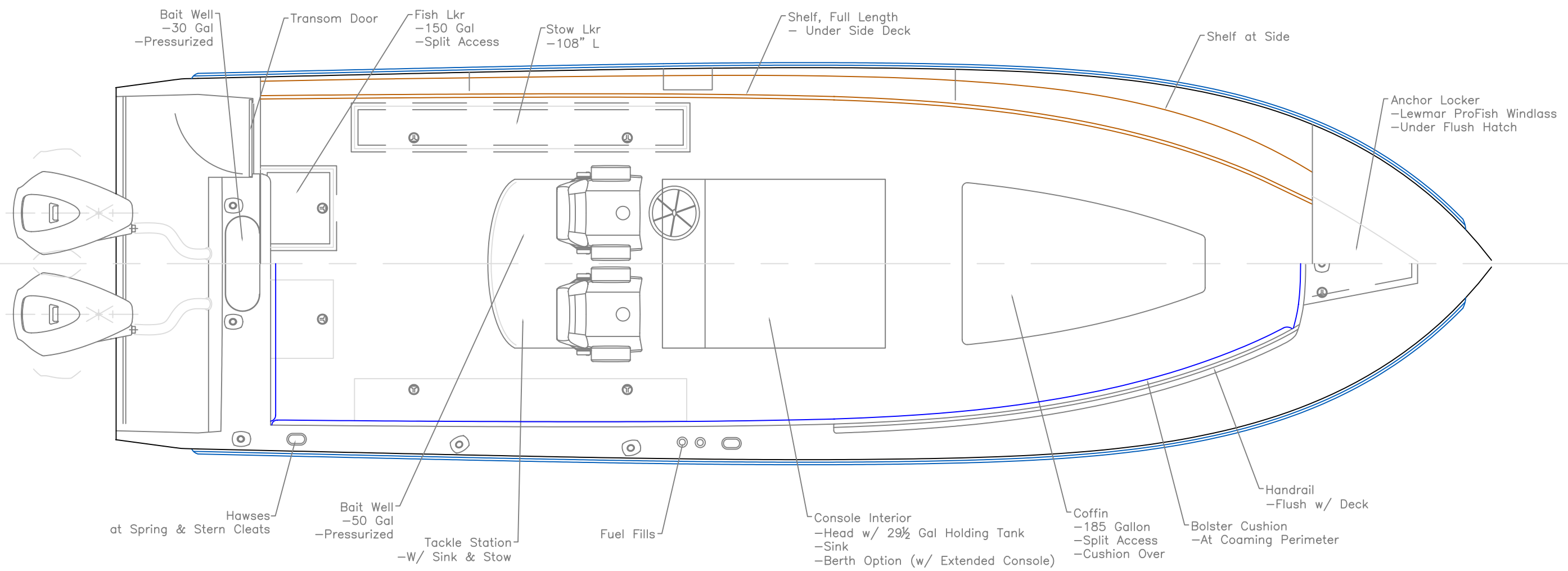
Newburyport, MA, www.responsemarine.com	DWG. NO. 296-03
---	--------------------



ROCK SALT 34'

INBOARD PROFILE		
ROCK SALT 34		
SCALE 3/8" = 1'	DES/DWN WAL	DATE 10/29/07
Response Marine, Inc. Newburyport, MA, www.responsemarine.com		SHEET DWG. NO. 296-04

REV. DESCRIPTION



ROCK SALT 34'

ARRANGEMENT PLAN		
ROCK SALT 34		
SCALE 3/8" = 1'	DES/DWN WAL	DATE 10/26/07
Response Marine, Inc. Newburyport, MA, www.responsemarine.com		SHEET DWG. NO. 296-05

REV. DESCRIPTION