

Response Marine, Inc.  
 NC Cut Parts- HOUSE ONLY  
 #585, Setz 40'  
 File: RMIDes\585...

Note: Same Part #'s for 2 panel & 3 panel Windshields

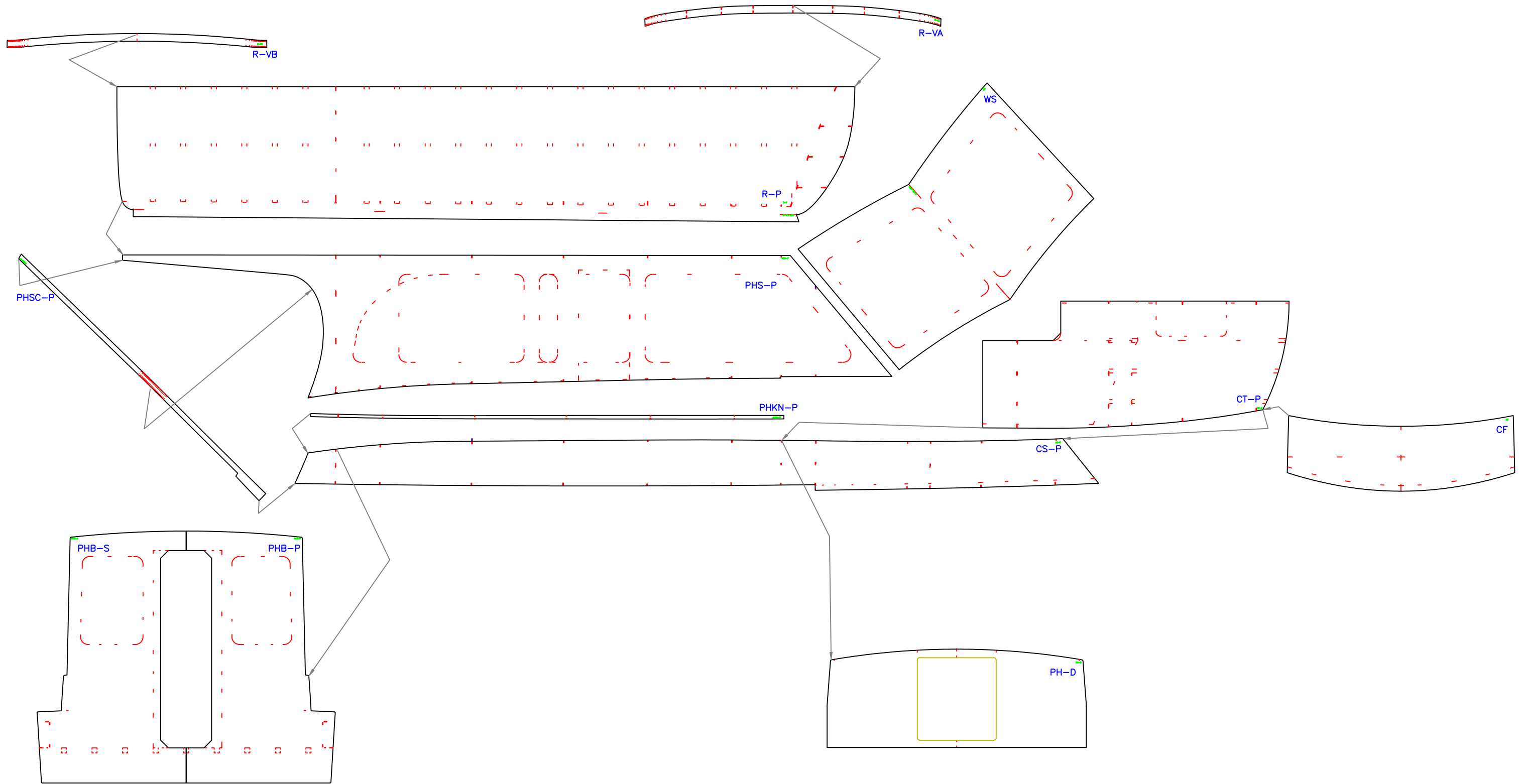
Revised: 5/14/19  
 Print Date: 5/14/19

**3/16" Parts-5052 (or 5086)**

<u>Part #</u>	<u>Pieces</u>	<u>Description</u>	<u>Form</u>	<u>Form Detail</u>
CF-J	1	Cuddy top Jig, F2, fits inside/outside		
CT-J	1	Cuddy top Jig, F2, fits inside/outside		
PHB-P	1	Pilothouse Back- Port side		
PHB-S	1	Pilothouse Back- Stbd side		
PH-D	1	Pilothouse Dash BHD		
R-J	4	Pilothouse Roof Jigs		
VA-F0	1	Roof Visor Fwd, Frame on CL		
VA-F1	2	Roof Visor Fwd, Frame #1 off CL		
VA-F2	2	Roof Visor Fwd, Frame #2 off CL		
VA-F3	2	Roof Visor Fwd, Frame #3 off CL		
	16	Total 3/16" 5052 Parts		

**3/16" Parts-5086 Marine**

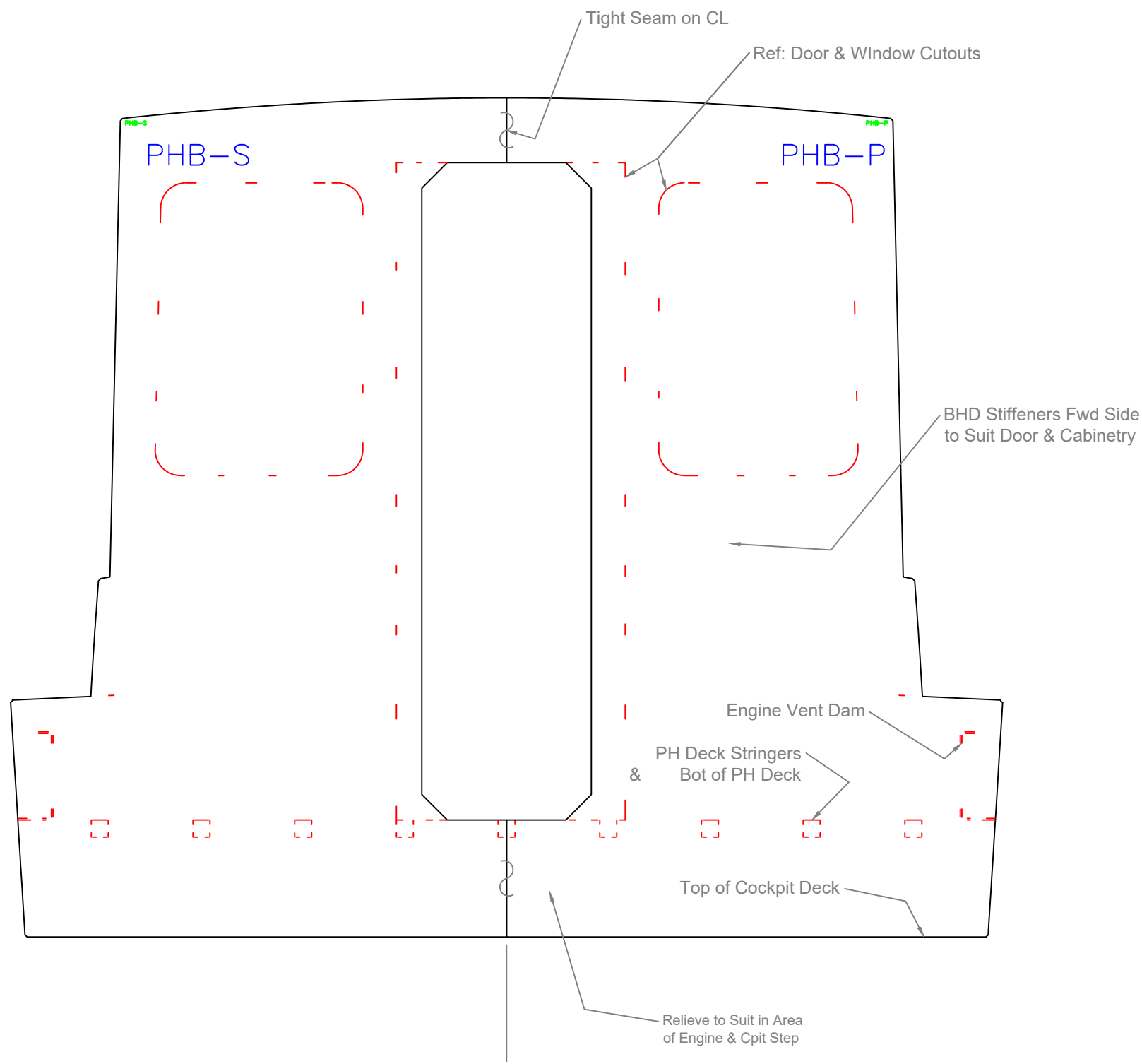
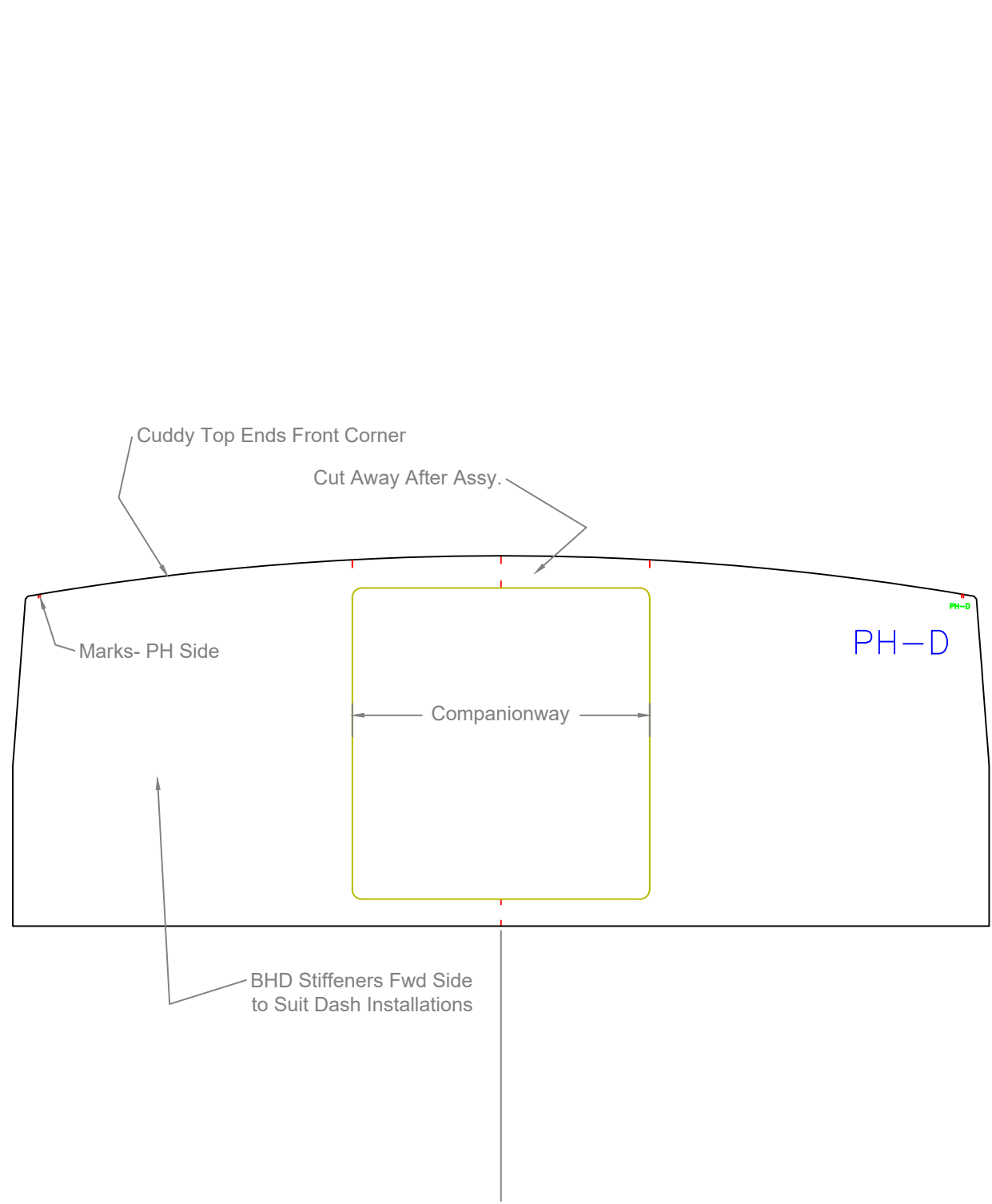
<u>Part #</u>	<u>Pieces</u>	<u>Description</u>	<u>Form</u>	<u>Form Detail</u>
CF	1	Cuddy Front		
CS-P	1	Cuddy Side (& PH Lower Side), Port		
CS-S	1	Cuddy Side (& PH Lower Side), Stbd		
CT-P	1	Cuddy Top, Port		
CT-S	1	Cuddy Top, Stbd		
PHKN-P	1	Pilothouse Knuckle, Port		
PHKN-S	1	Pilothouse Knuckle, Stbd		
PHSC-P	1	Pilothouse Side Aft Coaming, Port	Y	Bump 2 deg on Marks
PHSC-S	1	Pilothouse Side Aft Coaming, Stbd	Y	Bump 2 deg on Marks
PHS-P	1	Pilothouse Side, Port		
PHS-S	1	Pilothouse Side, Stbd		
R-P	1	Roof, Port	Y	As Marked, 1/2" ISR
R-S	1	Roof, Stbd	Y	As Marked, 1/2" ISR
R-VA	1	Roof Visor Fwd	Y	Bump 2 deg on Marks & btwn Marks
R-VB	1	Roof Visor Aft	Y	Bump 2 deg on Marks & btwn Marks
WS	1	Windshield	Y	As Marked, 1/2" ISR
	16	Total 3/16" 5086 Parts		
	32	Total Cut Parts		



This drawing represents significant intellectual property of Response Marine, Inc. Reproduction of this drawing in any form, in whole or in part, including transmissions of any type, to third parties is forbidden without the prior written consent of Response Marine, Inc.

REV.	DESCRIPTION
5/14/19-	2 Panel WS

House Skins		
40' Jet Cruiser- Setz		
SCALE NONE	DES/DWN WAL	DATE 5/13/19
<b>Response Marine, Inc.</b>		REV 5/14/19
Newburyport, MA, <a href="http://www.responsemarine.com">www.responsemarine.com</a>		DWG NO. 585-4-1r1



This drawing represents significant intellectual property of Response Marine, Inc. Reproduction of this drawing in any form, in whole or in part, including transmissions of any type, to third parties is forbidden without the prior written consent of Response Marine, Inc.

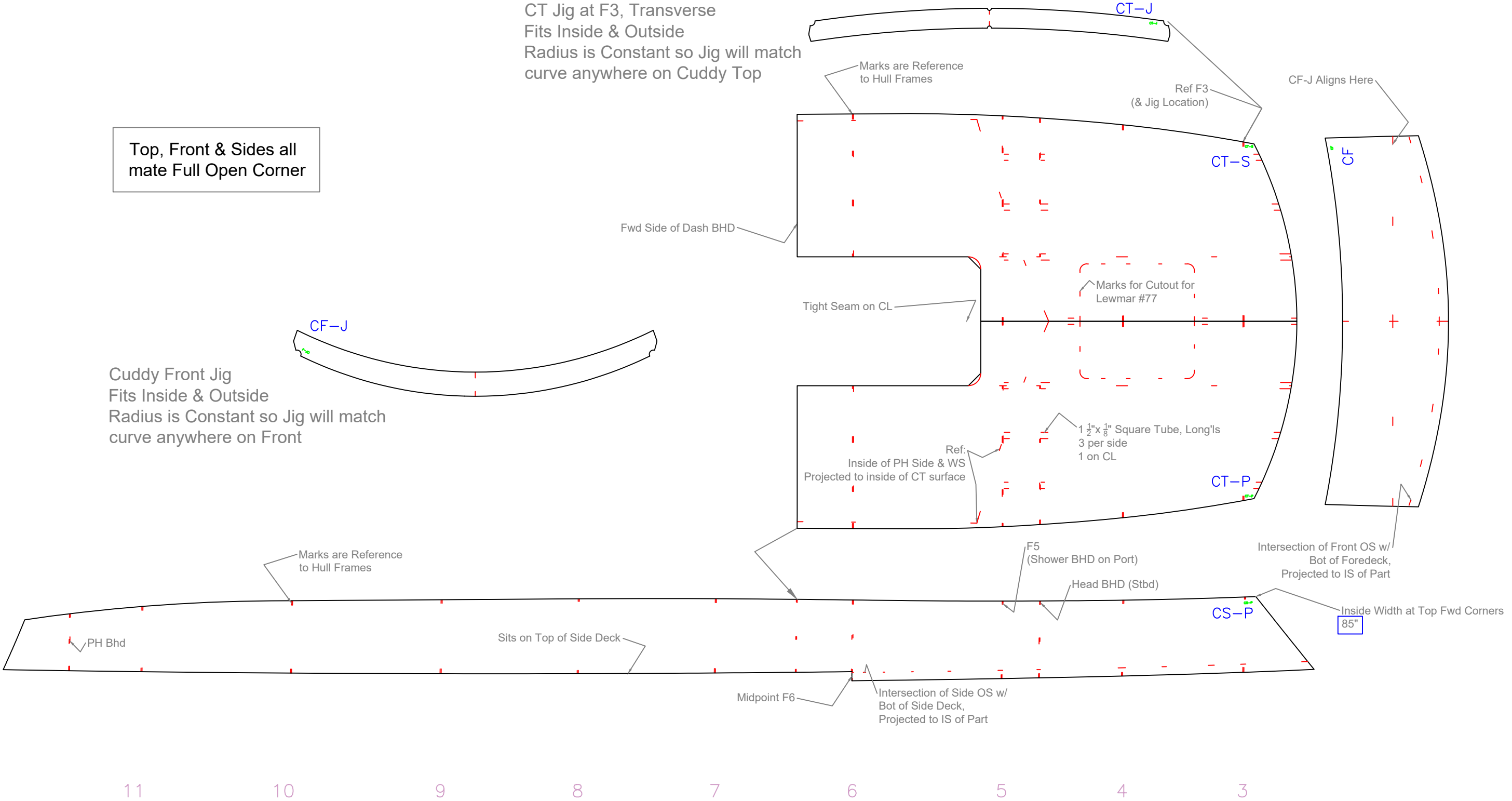
REV.	DESCRIPTION

House Dash & Aft Bhd		
40' Jet Cruiser- Setz		
SCALE 3/4"=1'	DES/DWN WAL	DATE 5/13/19
<b>Response Marine, Inc.</b>		REV
Newburyport, MA, <a href="http://www.responsemarine.com">www.responsemarine.com</a>		DWG. NO. 585-4-2

Top, Front & Sides all mate Full Open Corner

CT Jig at F3, Transverse  
Fits Inside & Outside  
Radius is Constant so Jig will match  
curve anywhere on Cuddy Top

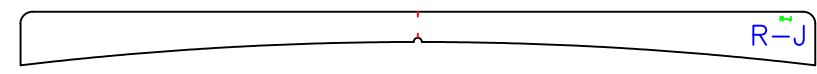
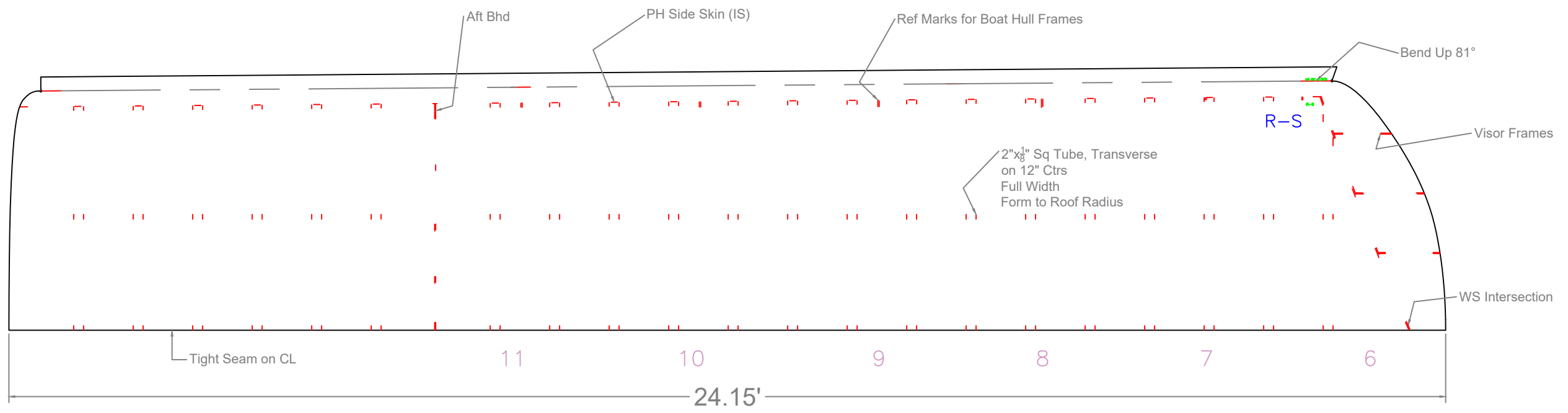
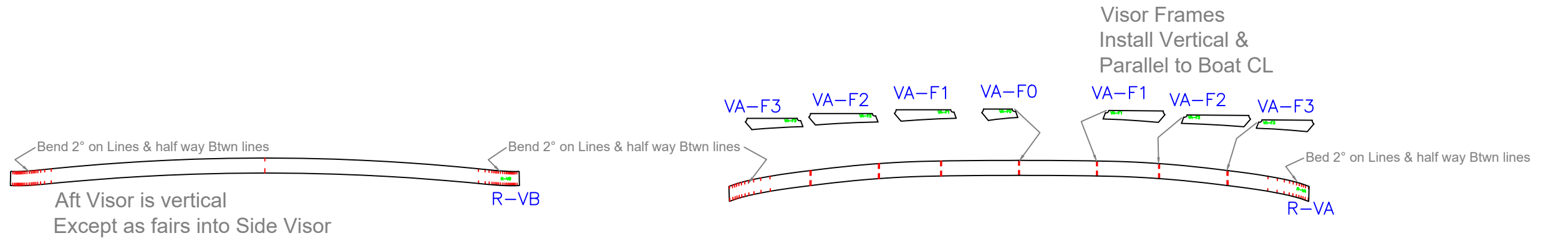
Cuddy Front Jig  
Fits Inside & Outside  
Radius is Constant so Jig will match  
curve anywhere on Front



This drawing represents significant intellectual property of Response Marine, Inc. Reproduction of this drawing in any form, in whole or in part, including transmissions of any type, to third parties is forbidden without the prior written consent of Response Marine, Inc.

REV.	DESCRIPTION
5/14/19-	2 Panel WS

Lower PH Side & Cuddy Skins		
40' Jet Cruiser- Setz		
SCALE 1/2"=1'	DES/DWN WAL	DATE 5/13/19
<b>Response Marine, Inc.</b>		REV 5/14/19
Newburyport, MA, www.responsemarine.com		DWG. NO. 585-4-3r1



Roof Jigs (4)  
Fit Top (OS of Roof)  
Constant Radius

This drawing represents significant intellectual property of Response Marine, Inc. Reproduction of this drawing in any form, in whole or in part, including transmissions of any type, to third parties is forbidden without the prior written consent of Response Marine, Inc.

REV.	DESCRIPTION
5/14/19-	2 Panel WS

PH Roof & Visors		
40' Jet Cruiser- Setz		
SCALE 1/2"=1'	DES/DWN WAL	DATE 5/13/19
<b>Response Marine, Inc.</b>		REV 5/14/19
Newburyport, MA, www.responsemarine.com		DWG NO. 585-4-5r1